




























Figure 7B-1(VA). Signs in School Areas and at School Crossings (Sheet 1 of 2)

A – School area signs

<p>School Advance Crossing Assembly</p>  <p>S1-1</p>  <p>W16-9P</p> <p>OR</p>  <p>W16-2aP</p> <p>OR</p>  <p>W16-2P</p> <p>OR</p>  <p>W16-5P (optional)</p> <p>OR</p>  <p>W16-6P (optional)</p>	<p>School Crossing Assembly</p>  <p>S1-1</p>  <p>W16-7P</p>	<p>School Zone Sign</p>  <p>S1-1</p>  <p>S4-7P (optional)</p>  <p>S4-3P (optional)</p> <p>OR</p>  <p>W16-5P (optional)</p> <p>OR</p>  <p>W16-6P (optional)</p>	<p>School Speed Limit Assembly</p>  <p>S4-3P</p> <p>OR</p>  <p>R2-1</p>  <p>R10-19P</p> <p>7:30-8:30 AM</p> <p>2:30-3:30 PM</p> <p>S4-1P</p> <p>OR</p> <p>WHEN CHILDREN ARE PRESENT</p> <p>S4-2P</p> <p>OR</p>  <p>S4-4P</p> <p>OR</p> <p>7:30-8:30 AM</p> <p>2:30-3:30 PM</p> <p>S4-1P</p> <p>MON-FRI</p> <p>S4-6P</p>	<p>School Speed Limit When Flashing Sign</p>  <p>S5-1*</p>  <p>R10-19P</p>  <p>R10-19P</p>  <p>R2-6P (optional)</p> <p>OR</p>  <p>R2-6aP (optional)</p> <p>OR</p>  <p>R2-6bP (optional)</p>
--	---	---	---	---

* If used, the assembly or sign with WHEN FLASHING legend shall be accompanied by a flashing yellow Speed Limit Sign Beacon (see Section 4S.04).

 <p>S3-1</p>	 <p>S3-2</p>	 <p>S4-5</p>  <p>W16-10aP</p>	<p>20 MPH SCHOOL ZONE AHEAD</p> <p>S4-5a</p>
---	---	--	---








 <p>S5-2</p>	 <p>S5-3</p>	 <p>R2-10</p>	 <p>R2-11</p>
 <p>S0-V1</p>	 <p>S5-V1</p>  <p>W16-10aP</p>		

Figure 7B-1. Signs in School Areas and at School Crossings (Sheet 2 of 2)

B – Signs in advance of the school crossing



 R1-5a



R1-5c

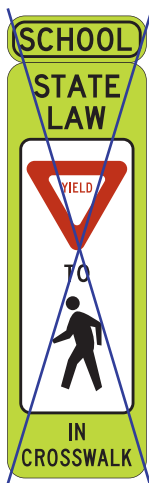
In-Street Use

S1-1*



W16-9P*

C – In-street signs at the school crossing




S4-3P*

OR



S4-3P*

OR



 R1-6b

OR



R1-6c

OR




S1-1*


W16-7P*

 R1-6

R1-6a

D – Overhead signs at the school crossing



 R1-9b (shown reduced 50% proportional to other signs on page)



R1-9c (shown reduced 50% proportional to other signs on page)

Notes:

1. The use of the STATE LAW legend is optional on the R1-6 series and R1-9 series signs (see Section 7B.03).
2. The use of the SCHOOL plaque above the R1-6 and R1-6a signs is optional.
3. Signs are shown in proportion to their designated sizes unless otherwise noted.

*Reduced size signs for in-street use (see Section 7B.03):

S1-1	12 x 12 inches
S4-3P	12 x 4 inches
W16-7P	12 x 6 inches
W16-9P	12 x 6 inches

Figure 7B-2(VA). Example of Signing for a School Zone with a School Speed Limit and a School Crossing

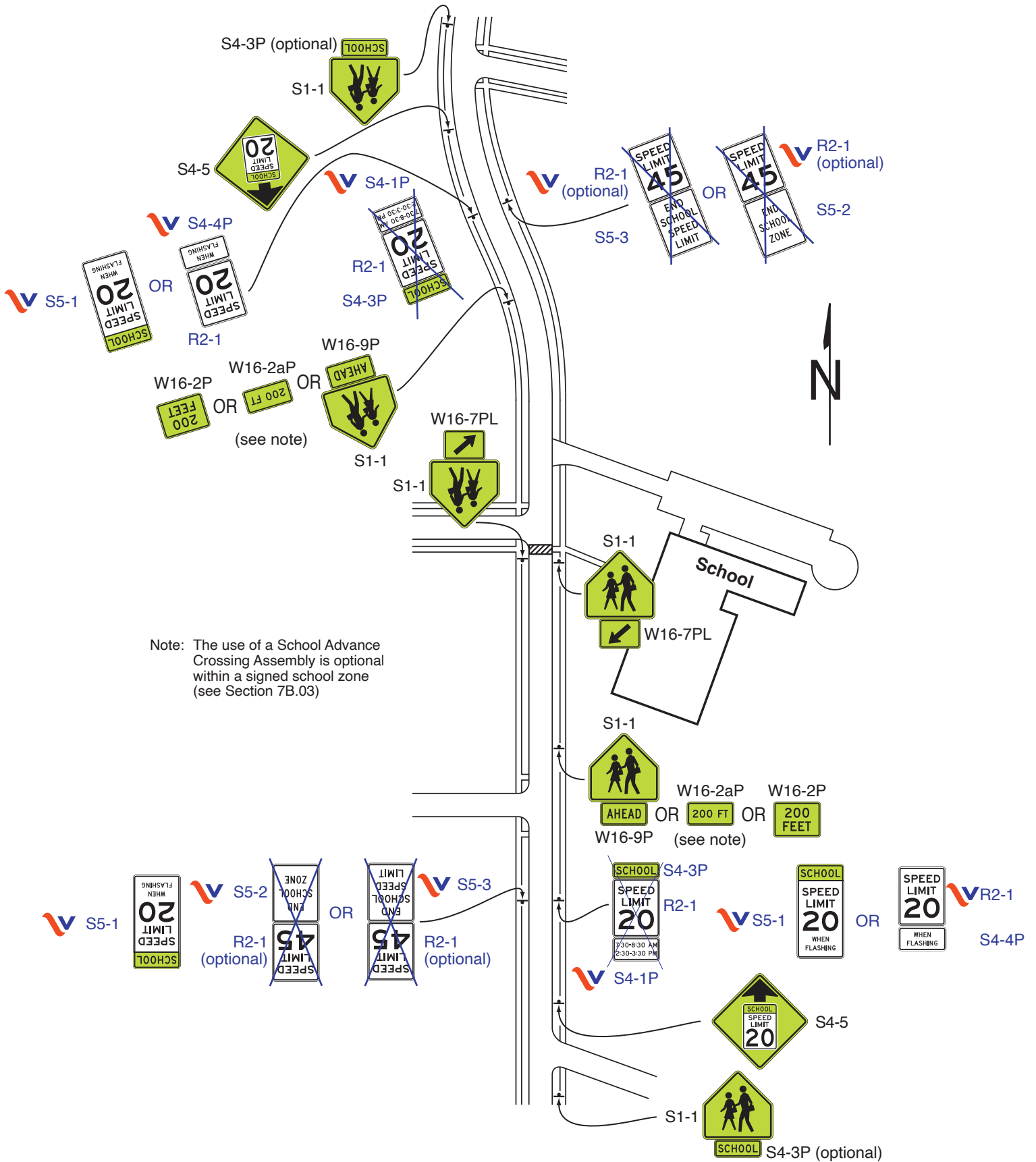


Figure 7B-4(VA). Example of Signing for a School Zone with a School Speed Limit and Higher Fines Only for Speeding

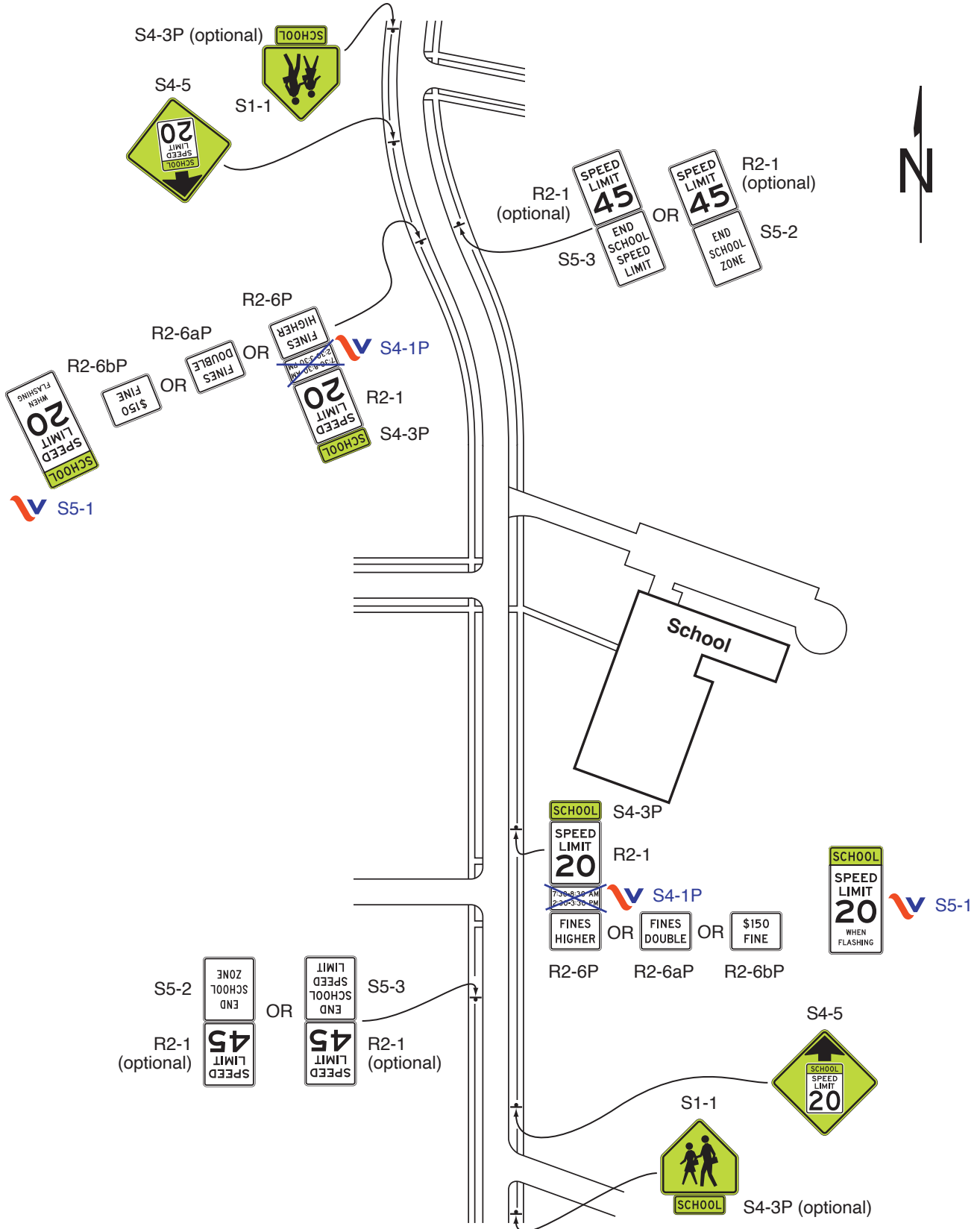


Figure 7B-V1(VA). Stop for School Bus Loading or Unloading Children Sign



 S0-V1